


**Distribution Schedule**

**HB STOCKHOLDINGS LIMITED**

<b>Distribution of</b>	<b>Equity Shares</b>	<b>as on</b>	<b>30/06/2009</b>
<b>Total Nominal value of Rs.</b>	<b>237922180.00</b>	<b>Nominal value of each share/unit Rs.</b>	<b>10.00</b>
<b>Total number of shares/units</b>	<b>23792218</b>	<b>Paid up value of each share/unit Rs.</b>	<b>10.00</b>

**TABLE I**  
**Distribution of holdings**



Shareholding of value of Rs.	Shareholders		Share holdings		
	Number	% to total	Shares	Amount	% to total
UPTO TO 5000	80503	98.63	6588421	65884210.00	27.69
5001 TO 10000	677	0.83	510417	5104170.00	2.15
10001 TO 20000	237	0.29	343452	3434520.00	1.44
20001 TO 30000	63	0.08	156613	1566130.00	0.66
30001 TO 40000	34	0.04	122565	1225650.00	0.52
40001 TO 50000	18	0.02	82521	825210.00	0.35
50001 TO 100000	40	0.05	273000	2730000.00	1.15
100001 and Above	53	0.06	15715229	157152290.00	66.05
<b>** G Total</b>	<b>81625</b>	<b>100.00</b>	<b>23792218</b>	<b>237922180.00</b>	<b>100.00</b>




**Annexure II**  
**HB STOCKHOLDINGS LIMITED**

(1) (a) Statement showing Shareholding Pattern as on **30/06/2009**

Category code	Category of shareholder	Number of shareholders	Total Number of Shares	Number of shares held in dematerialized form	Total Shareholding as a percentage of total no. of shares		Shares Pledged or otherwise encumbered	
					As a percentage of (A+B) (VI)	As a percentage of (A+B+C) (VII)	No. of shares (VIII)	As a percentage (IX)=(VIII)/(IV)*100
(I)	(II)	(III)	(IV)	(V)	(VI)	(VII)	(VIII)	(IX)
<b>(A) Shareholding of promoter and promoter Group</b>								
<b>(1) Indian</b>								
(a)	INDIVIDUALS/HUF	6	1,20,22,650	1,20,22,650	50.53	50.53	0	0.00
(b)	CENTRAL GOVERNMENT/STATE GOVERNMENT	0	0	0	0.00	0.00	0	0.00
(c)	BODIES CORPORATE	2	98,814	98,814	0.42	0.42	0	0.00
(d)	FINANCIAL INSTITUTIONS/BANKS	0	0	0	0.00	0.00	0	0.00
(e)	ANY OTHER (SPECIFY)	0	0	0	0.00	0.00	0	0.00
	Sub-Total (A) (1)	8	1,21,21,464	1,21,21,464	50.95	50.95	0	0.00
<b>(2) Foreign</b>								
(a)	INDIVIDUALS(NRI)/FOREIGN INDIVIDUALS	0	0	0	0.00	0.00	0	0.00
(b)	BODIES CORPORATE	0	0	0	0.00	0.00	0	0.00
(c)	INSTITUTIONS	0	0	0	0.00	0.00	0	0.00
(d)	ANY OTHER (SPECIFY)	0	0	0	0.00	0.00	0	0.00
	Sub-Total (A) (2)	0	0	0	0.00	0.00	0	0.00
	Total (A)	8	1,21,21,464	1,21,21,464	50.95	50.95	0	0.00
<b>(B) Public shareholding</b>								
<b>(1) Institutions</b>								
(a)	MUTUAL FUNDS/UTI	9	2,51,574	2,42,974	1.06	1.06	0	0.00
(b)	FINANCIAL INSTITUTIONS/BANKS	5	1,70,190	1,69,900	0.72	0.72	0	0.00
(c)	CENTRAL GOVERNMENT/STATE GOVERNMENT	0	0	0	0.00	0.00	0	0.00
(d)	VENTURE CAPITAL FUND	0	0	0	0.00	0.00	0	0.00
(e)	INSURANCE COMPANIES	0	0	0	0.00	0.00	0	0.00
(f)	FOREIGN INSTITUTIONAL INVESTORS	0	0	0	0.00	0.00	0	0.00
(g)	FOREIGN VENTURE CAPITAL INVESTORS	0	0	0	0.00	0.00	0	0.00
(h)	ANY OTHER SPECIFY	0	0	0	0.00	0.00	0	0.00
	Sub-Total (B) (1)	14	4,21,764	4,12,874	1.78	1.78	0	0.00
<b>(2) Non-institutions</b>								
(a)	BODIES CORPORATE	363	14,42,579	14,02,008	6.06	6.06	0	0.00
(b)	i) INDIVIDUALS -HOLD UPTO 1 LAKH (NOM VALUE)	80491	76,01,393	32,33,838	31.95	31.95	0	0.00
	ii) INDIVIDUALS -HOLD ABOVE 1 LAKH (NOM VALUE)	26	19,59,396	19,59,396	8.24	8.24	0	0.00
(c)	ANY OTHER (SPECIFY)- A) CLEARNG MEMBERS	60	51,649	51,649	0.22	0.22	0	0.00
	B) NON-RESIDENTS	663	1,93,973	59,860	0.82	0.82	0	0.00
	C) TRUST	0	0	0	0.00	0.00	0	0.00
	Sub-Total (B) (2)	81603	1,12,48,990	67,06,751	47.29	47.29	0	0.00
	Total (B)	81617	1,16,70,754	71,19,625	49.07	49.07	0	0.00




Category code (I)	Category of shareholder (II)	Number of shareholders (III)	Total Number of Shares (IV)	Number of shares held in dematerialized form (V)	Total Shareholding as a percentage of total no. of shares		Shares Pledged or otherwise encumbered	
					As a percentage of (A+B) (VI)	As a percentage of (A+B+C) (VII)	No. of shares (VIII)	As a percentage (IX)=(VIII)/(IV)*100
(C)	Shares held by Custodians and against which							
	Depository Receipts have been issued							
	SHARES HELD BY CUSTODIANS	0	0	0	0.00	0.00	0	0.00
	Sub-Total (C)	0	0	0	0.00	0.00	0	0.00
	Total (C)	0	0	0	0.00	0.00	0	0.00
	Grand-Total	81625	2,37,92,218	1,92,41,089	100.00	100.00	0	0.00



**Annexure II**  
**HB STOCKHOLDINGS LIMITED**

**(1) (b) Statement showing Shareholding of persons belonging to the category "Promoter and Promoter Group" as on 30/06/2009**


Sr. No.	Folio# / DPID, CLID	Name of the shareholder	Total Shares held		Shares pledged or otherwise encumbered		
			Number	As a % of grand total (A)+(B)+(C)	Number	As a per-centage VI=(V)/ (III)*100	As a % of grand total (A)+(B)+(C) of sub-clauses (D) <input type="checkbox"/> (a)
1	IN300931/10004914	Ayush Kapur	75,000	0.32	0	0.00	0.00
2	IN300931/10000061	Hatish Chander Bhasin	1,12,37,851	47.23	0	0.00	0.00
3	IN300931/10004906	Kanishk Kapur	75,000	0.32	0	0.00	0.00
4	IN300931/10000045	Lalit Bhasin	4,84,799	2.04	0	0.00	0.00
5	IN300931/10005925	Manasvin Arora	75,000	0.32	0	0.00	0.00
6	IN300931/10005916	Mehar Arora	75,000	0.32	0	0.00	0.00
7	IN300931/10000877	Merrygold Investments Ltd	30,494	0.13	0	0.00	0.00
8	IN300931/10003294	RBB MASTER HOLDINGS LIMITED	68,320	0.29	0	0.00	0.00
<b>Grand-Total</b>			<b>1,21,21,464</b>	<b>50.95</b>	<b>0</b>	<b>0.00</b>	<b>0.00</b>



**Annexure II**  
**HB STOCKHOLDINGS LIMITED**

(1) (c) Statement showing Shareholding of persons belonging to the category "Public" and holding more than 1% of the total number of shares as on 30/06/2009


Sr. No.	Folio# / DPID,CLID	Name of the shareholder	Number of shares	Shares as a percentage of total number of shares (i.e Grand total (A+B+C)) in para(I)(a) above
1	IN300020/30101337	VIJAY KUMAR AGARWAL	8,18,048	3.44
2	IN300020/30133415	DELHI IRON & STEEL CO LTD	5,28,199	2.22
3	IN300214/10411398	BHARAT KUMAR R RUIA	3,54,583	1.49
4	IN300020/30116120	ASHARI AGENCIES LTD	2,46,345	1.04
<b>Grand-Total</b>			<b>19,47,175</b>	<b>8.19</b>



**Annexure II  
HB STOCKHOLDINGS LIMITED**

**(1) (d) Statement showing details of lock-in shares as on 30/06/2009**

Sr. No.	Folio# / DPID,CLID	Name of the shareholder	Category of Shareholders (promoters/ Public)	Number of shares	Shares as a percentage of total number of shares (i.e Grand total (A+B+C)) in para(I)(a) above
		NIL		NIL	NIL
<b>Grand-Total</b>				NIL	NIL



**Annexure II**  
**HB STOCKHOLDINGS LIMITED**

Shareholding Pattern as on 30/06/2009

**(II) (a) Statement showing details of Depository Receipts (DRs)**

Sr No.	Type of Outstanding DR (ADRs, GDRs, SDRs, etc.)	Number of Outstanding DRs	Number of shares underlying outstanding DRs	Shares underlying outstanding DRs as a percentage of total number of shares (i.e. Grand Total (A)+(B) +(C) indicated in the statement at para (I) (a) above }
			NIL	
	<b>TOTAL</b>			

**(II) (b) Statement showing Holding of Depository Receipts (DRs), where underlying shares are in excess of 1% of the total number of shares**

Sr No.	Name of the DR Holder	Type of Outstanding DR (ADRs, GDRs, SDRs, etc.)	Number of shares underlying outstanding DRs	Shares underlying outstanding DRs as a percentage of total number of shares (i.e. Grand Total (A)+(B) +(C) indicated in the statement at para (I) (a) above }
			NIL	
	<b>TOTAL</b>			

